



# J EXTRA

Vetrine per gelato mantecato  
Scoop ice cream displays



TEMPERATURE RANGE

-15° -20° C

IDEAL FOR




**CARATTERISTICHE TECNICHE - Technical features**

		<b>J7 EXTRA</b>	<b>J9 EXTRA</b>
Marchio - Brand		Framec	Framec
Temperatura - Temperature		-15°C -20°C	-15°C -20°C
Gas refrigerante - Refrigerant gas		R290	R290
Classe climatica - Climate Class		4 (30°C-55%RH) L1	4 (30°C-55%RH) L1
Dimensioni (L x p x h) - Sizes (w x d x h)		1341 x 723 x 1253 mm	1656 x 723 x 1253 mm
Peso netto - Net weight		98,00	110,00
Peso lordo - Gross weight		119,00	131,00
Volume Netto - Net volume		264 l	357 l
Volume Lordo - Gross volume		317 l	423 l
Potenza - Power		470 W	500 W
Consumo - Consumption		9,7 kWh/24h	10 kWh/24h
Dimensioni imballo (L x p x h) - Packaging sizes (w x d x h)	Campana montata Assembled glass canopy	1420 x 760 x 1310 mm	1735 x 760 x 1310 mm
Dati per il trasporto - Transport data (20 ft - 40 ft - 40 hc - 13,60 mt)		12/24/48/27	9/20/40/22
Dimensioni imballo (L x p x h) - Packaging sizes (w x d x h)	Campana smontata Disassembled glass canopy	1420 x 760 x 1050 mm	1735 x 760 x 1050 mm
Dati per il trasporto - Transport data (20 ft - 40 ft - 40 hc - 13,60 mt)		24/48/48/54	18/40/40/44

✓ **Più di 500.000 unità vendute nel mondo**  
Over 500.000 units sold in the world

✓ **Fino a 56 kg di gelato esposto**  
Up to 56 kg of exposed ice cream

✓ **Massima capienza del vano riserva**  
High volume in the storage compartment

✓ **Rispetto ambientale: Gas R290**  
Environmentally friendly: R290 Gas



J9 EXTRA


**APPROFONDIMENTO - More details**

**Evaporatore statico a pacco alettato (con resistenza di sbrinamento) + serpentina schiumata nelle pareti**

Static pack evaporator (with defrosting heater) + evaporator coil foamed in the walls

**Luce interna orizzontale a LED**

Horizontal internal LED lights

**Struttura superiore con vetri curvi basso emissivi e ribaltina**

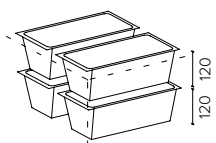
Upper curved glazed cabinet with low emissivity glasses and drop-leaf glass

**4 ruote pivotanti**

4 pivoting wheels

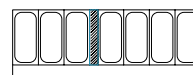
**Sportello riserva auto-chiudente**

Self-closing storage door

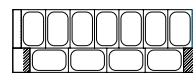


DI SERIE Possibilità di alloggiare nel vano espositivo due piani di vaschette di h 120 mm

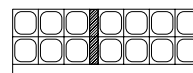
AS STANDARD It is possible to install in the display area double layer of 120 mm height bins

**J7 EXTRA**


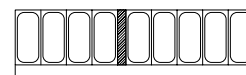
7x 5 l.



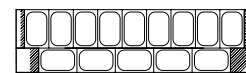
11x 4 l.\*



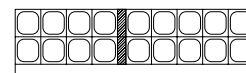
14x 2,5 l.\*

**J9 EXTRA**


9x 5 l.



14x 4 l.\*



18x 2,5 l.\*

\*Configurazione possibile con kit optional - Possible bins layout with optional kit

**Q.tà vaschette nel vano riserva - Number of bins in the storage compartment**

24x 2,5 l. - 16x 4 l. - 12x5 l. - 6x 5,2 l.    36x 2,5 l. - 24x 4 l. - 16x 5 l. - 10x 5,2 l.


**ACCESSORI - Accessories**

Cod.	Optional	Modelli - Models
2611009	Vaschetta inox da 2,5 l - 2,5 l stainless steel bin (180 x 165 x 120 mm)	TUTTI - ALL
2611001	Vaschetta inox da 4 l - 4 l stainless steel bin (156 x 258 x 150 mm)	TUTTI - ALL
2511001	Vaschetta inox da 5 l - 5 l stainless steel bin (360 x 165 x 120 mm)	TUTTI - ALL
8998276F	Kit supporti per 18 vaschette da 2,5 l - Support kit for 18 x 2,5 l bins	J 7
8998277F	Kit supporti per 24 vaschette da 2,5 l - Support kit for 24 x 2,5 l bins	J 9
8998434F	Kit 4 ruote pivotanti (2con freno) - 4 pivoting wheel kit (2 with brake)	TUTTI - ALL
2222024671000	Kit lavaporzionatore inox - Stainless steel scoop washer	TUTTI - ALL
8998543F	Kit supporti per vaschette 4 l - Support kit for 4 l bins	J 7
8998544F	Kit supporti per vaschette 4 l - Support kit for 4 l bins	J 9